

BACKLIGHTED LEXAN. 1

32 DIGIT ALPHANUMERIC LCD DISPLAY. 2

SMALL NOTICEBOARD HOLDER. 3

STAINLESS STEEL ALPHANUMERIC SELECTION KEYPAD. 4

DIRECT SELECTION PANEL WITH 30 PUSH BUTTONS. 5

CUP STATION. 6

CHANGE GIVER. 7

AMPLE NOTICEBOARD HOLDER. 8

LEXAN. 9

Specifications and technical information given are indicative and may be subject to change without prior notice. ZD972\_ED05/09/UK

# Bvm 972

BVM 972, automatic 700 cup vending machine for hot and cold drinks with up to 56 programmable selections. Reinforced cabinet with anti-vandal hinges and door lock with programmable code.

Equipped with: system for the automatic regulation of the coffee bean grinding that guarantees with the variations of the humidity and the temperature, the best quality of the product dispensed at all times. Water softener that guarantees the respect of the HACCP standards and prevents lime scale build up. Mixers and boiler assembly are extractable to make maintenance operations easier. Cup dispenser adaptable to various diameters and spoon dispenser adjustable from 90 to 105 mm. Switching power supply that guarantees total stability of the instant product dose and complete electric safety protections. Standard multi-protocol electronics.

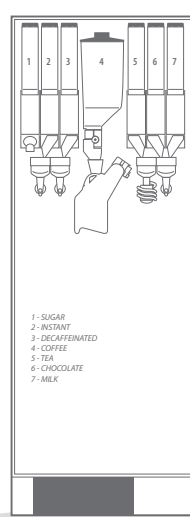
# Bvm 972 technical features



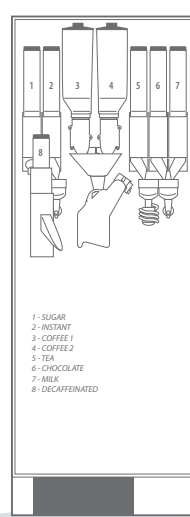
BVM 972 DIRECT SELECTION PANEL



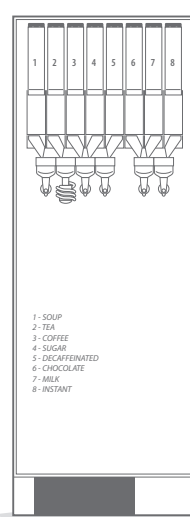
BVM 972 ALPHANUMERIC SELECTION PANEL



ESPRESSO SINGLE/DOUBLE BOILER



ESPRESSO DOUBLE COFFEE BEAN CANISTER



INSTANT

VERSIONS BVM 972	ESS SINGLE BOILER ESPRESSO	ESS DOUBLE BOILER ESPRESSO	ESS DOUBLE BOILER DOUBLE COFFEE BEAN CANISTER ESPRESSO	18S INSTANT	ESS SINGLE BOILER ESPRESSO	ESS DOUBLE BOILER ESPRESSO	ESS DOUBLE BOILER DOUBLE COFFEE BEAN CANISTER ESPRESSO
DIRECT SELECTION PANEL	✓	✓	✓	✓			
ALPHANUMERIC SELECTION PANEL					✓*	✓*	✓*
COFFEE BEANS	1	1	2	-	1	1	2
SUGAR CANISTER	1	1	1	-	1	1	1
INSTANT CANISTERS	5	5	5	8	5	5	5
<b>DIMENSIONS</b>	H 1830 mm x W 666 mm x D 776 mm WEIGHT 155 kg						

\* Anti-vandal coin introduction model is also available.

## TECHNOLOGY



## CHARACTERISTICS

### ELECTRICAL SUPPLY

230 Vac - 50 Hz / 120 Vac - 60 Hz

### INTERNAL ELECTRICAL SUPPLY

All the electrical components are supplied at 24 Vdc, with the exception of the boiler resistances, the pump and the steam ventilator that are at 230 Vac – 50 Hz or 120 Vac – 60 Hz

### POWER SUPPLY

1.80 kW single boiler espresso version

2.35 kW double boiler espresso version

2.20 kW instant version

### WATER SUPPLY

Fitting connection = 3/8"

Water pressure = 0.5 – 6.5 bar

## PRODUCT CAPACITY

Coffee beans	from 3.8 kg to 4.5 kg
Double coffee bean canister	3.5 kg each (x2)
Instant coffee	1.4 kg
Barley	1.4 kg
Powder milk	2.2 kg
Whitener	4.0 kg
Chocolate	4.8 kg
Lemon tea	5.2 kg
Tea	2.4 kg
Soup	3.8 kg
Instant cold beverage	4.0 kg
Sugar	5.2 kg
Spoons	540 pcs
Cups	700 pcs

\* In the double coffee bean canister versions additional decaffeinated canister with 0.34 kg capacity

• **USER INTERFACE** In the direct selection panel version: 30 push buttons that can be configured both as selections or pre-selections. In the alphanumeric selection panel version: 26 selections that can be entered on the numeric selection keypad and further two direct buttons as pre-selections. End selection acoustic signal to render the use of the vending machine simple and immediate. Customizable sugar dosage. Ergonomic commands that can be used by minors and disabled people. 32 digit alphanumeric LCD display.

• **ACCESSORIES** Cup sensor. Water softener. RS232 module. Visual Smart Programmer Speed that allows the upload of the firmware and settings and the download of the settings and audit data without a PC. Cooling unit for cold instant beverages. Telemetry kit (GPRS modem with antenna + clock chip).

**Bianchi Industry in Italy** - headquarters - info@bianchindustry.com  
Corso Africa 9, 24040 Zingonia di Verdellino, Bergamo, Italia  
tel. +39.035.45.02.111, fax +39.035.883.304

**vending**  
bianchivending.com